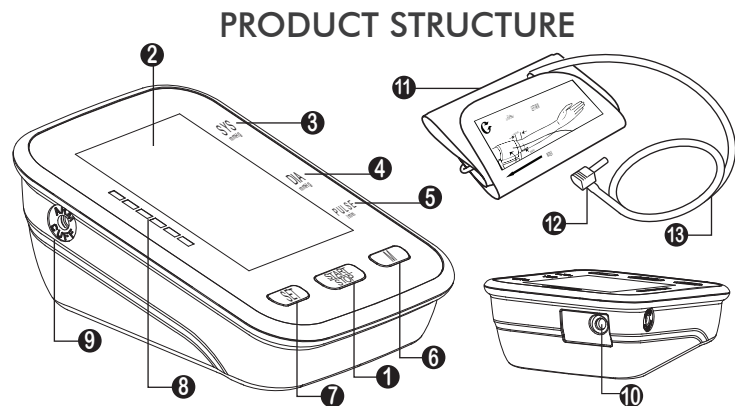


KONQUEST KBP-2704A



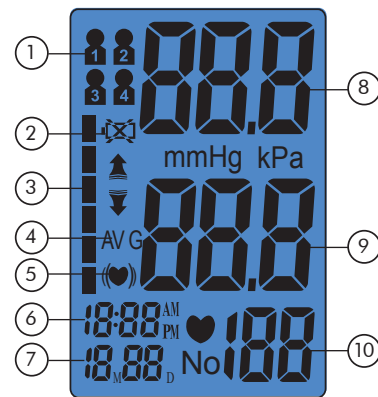
QUICK USER GUIDE KONQUEST KBP-2704A BLOOD PRESSURE MONITOR



- [1] START/STOP button
- [2] LCD display screen
- [3] Systolic blood pressure
- [4] Diastolic blood pressure
- [5] Pulse rate
- [6] Memory button
- [7] Set button
- [8] Blood pressure classification indicator
- [9] Air jack
- [10] AC Adapter jack
- [11] Arm cuff
- [12] Air plug
- [13] Air tube

DISPLAY DESCRIPTION

- [1] Group/Users
- [2] Low battery indicator
- [3] WHO Blood pressure classification indicator
- [4] Last 3 results average
- [5] Irregular heartbeat indicator
- [6] Time
- [7] Date
- [8] Systolic blood pressure
- [9] Diastolic blood pressure
- [10] Pulse rate



1

KONQUEST

1 QUICK START

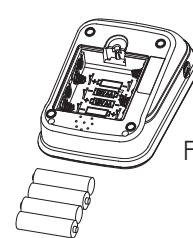


Figure A

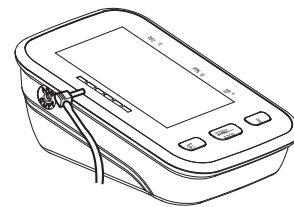


Figure B

- [1] Install batteries. Figure A.
- [2] Insert cuff air plug into the left side of monitor unit. Figure B.

[3] Remove thick clothing from the arm area.
[4] Rest for several minutes prior to testing.
Sit down in a quiet place comfortably, back and arm support on a desk or table, with your legs uncrossed, your arm resting on a firm and your feet flat on the floor. Figure C.




Figure C

- [5] Apply cuff to your left arm and middle of the cuff at the level of your heart. Bottom of cuff should be placed approximately 1-2cm (1/2") above elbow joint. Figures D and E.
- [6] Press " START/STOP " Button to start testing.

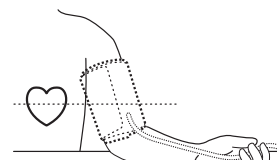


Figure D

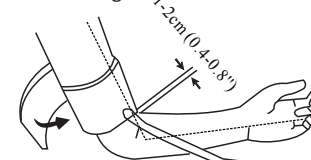


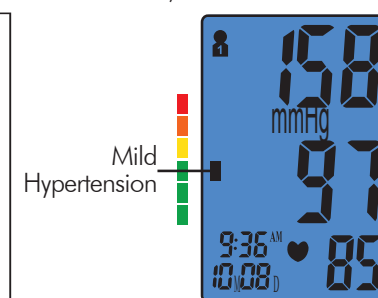
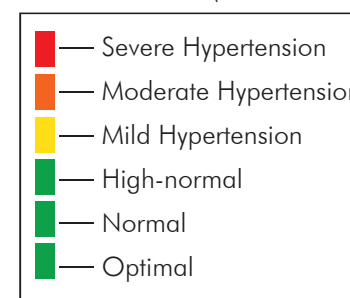
Figure E

KONQUEST

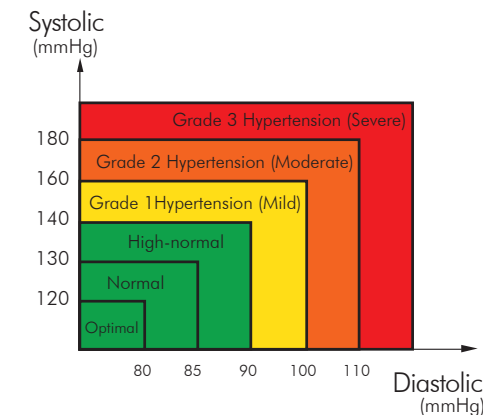
2

2 WHO BLOOD PRESSURE CLASSIFICATION INDICATOR

The KBP-2704A is equipped with a classification indicator based on established guidelines from the World Health Organization. The chart below (color coded on monitor unit) indicates test results.



3 HEALTH REMINDER



Hypertension is a dangerous disease that can affect the quality of life. It can lead to a lot of problems including heart failure, kidney failure, and cerebral hemorrhaging. By maintaining a healthy lifestyle and visiting your physician on a regular basis, hypertension and related diseases are much easier to control when diagnosed in their early stages.

Note: Do not be alarmed if an abnormal reading occurs. A better indication of an individual's blood pressure occurs after 2-3 readings are taken at the same time each day over an extended period of time. Consult your physician if test results remain abnormal.

3

READ INSTRUCTION MANUAL THOROUGHLY BEFORE USE

KONQUEST